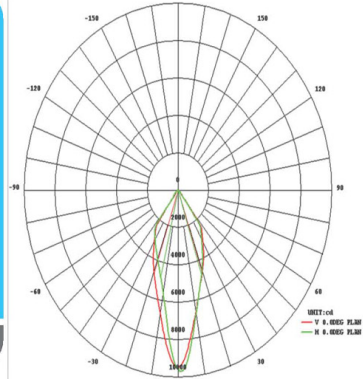


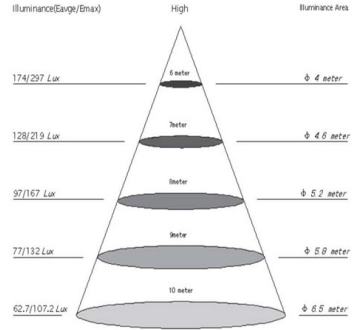
# LED High Bay Light



**Dimension:** Ø420x590(H) mm  
**Beam Angle:** 45 Degree



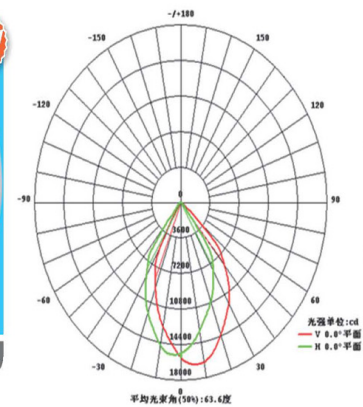
**Distribution curve**



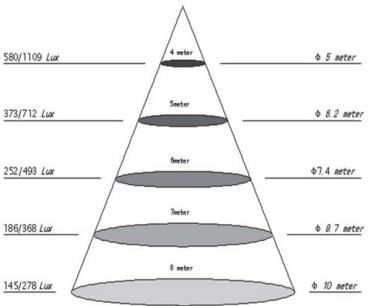
**AAI curve**



**Dimension:** Ø420x590(H) mm  
**Beam Angle:** 45 Degree



**Distribution curve**



**AAI curve**

Item Number	BL-IL-415-100W	BL-IL-415-200W
Operate Voltage Range	85~285V ac/ 50~60Hz	85~285V ac/ 50~60Hz
Power Consumption	100W	200W
Lumen Output	WW: 6,800lm CW: 7,200lm	WW: 13,300lm CW: 18,000lm
Weight	19.0kg	21.0kg
LED Chip	Bridgelux/ 1×100pcs	Bridgelux/ 1×200pcs
Power Factor	>0.95	>0.97
LED Junction Temperature	60°C	60°C
Operate Temperature	-40°C ~ + 55°C	-40°C ~ + 55°C

**General Specs:** CCT: 2,700~7,000K, CRI: Ra>80, PF:>0.9, IP65 Rated, Warranty: 18 months