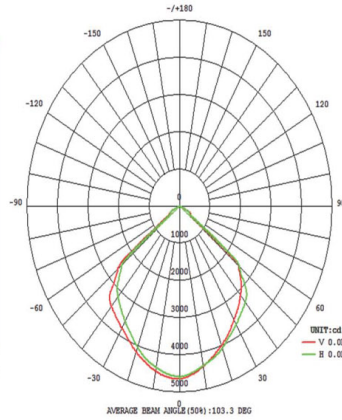
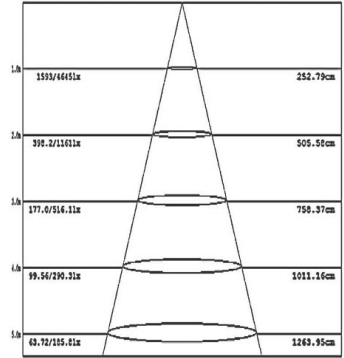




Dimension: Ø500x466(H) mm
Beam Angle: 90 Degree



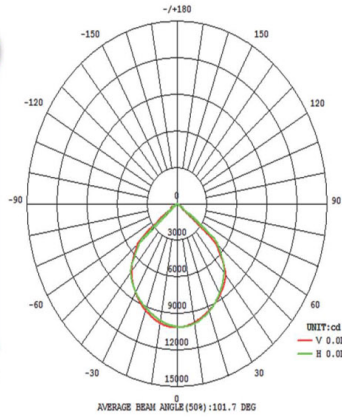
Distribution curve



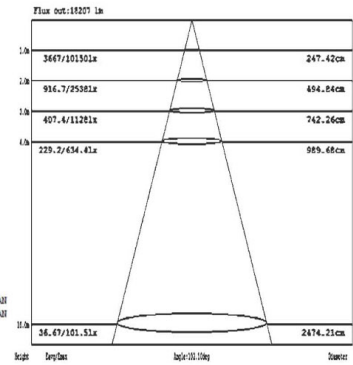
AAI curve



Dimension: Ø500x 450(H) mm
Beam Angle: 90 Degree



Distribution curve



AAI curve

Item Number	BL-IL-465-100W	BL-IL-465-200W
Operate Voltage Range	85~285V ac/ 50~60Hz	85~285V ac/ 50~60Hz
Power Consumption	100W	200W
Lumen Output	WW: 6,800lm CW: 7,200lm	WW: 13,300lm CW: 18,000lm
Weight	20.0kg	22.0kg
LED Chip	Bridgelux/ 1×100pcs	Bridgelux/ 1×200pcs
Power Factor	>0.95	>0.97
LED Junction Temperature	60°C	60°C
Operate Temperature	-40°C ~ + 55°C	-40°C ~ + 55°C

General Specs: CCT: 2,700~7,000K, CRI: Ra>80, PF:>0.9, IP65 Rated, Warranty: 18 months