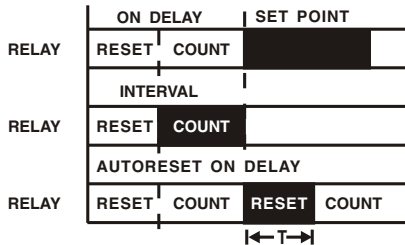




INTRODUCTION

XC22B is a single set point preset counter. On application of input pulses, the counter counts up till the set point. The relay switches according to the mode of operation selected - On Delay or Interval. These are user selectable using DIP switches provided on the instrument. The counter has an auto reset feature on request with variable auto reset time (using the potentiometer on the front bezel). The front panel thumb-wheels set the count at which the relay operates. The current count value is retained in absence of power for units with battery backup facility.

OPERATING MODES



T - user selectable (0.1-15 sec. Max.)

SPECIFICATIONS

- Supply :** 230V AC, 110V AC, 50/60 Hz
- Modes :** On Delay / Interval
- Accuracy :** ± 1 Count (max error)
- Sensor supply :**
12V DC, 30 mA (±10%) short circuit protected.
- Reset :** a) Front Panel Reset
b) Remote Reset
c) Auto Reset (optional).
- Output :** 2 C/O relay rated 5A @ 230V AC/24V DC.
- Memory retention :** 30 Days (optional)
- Input :** 3-30V DC from Proximity Switch, Encoder, Solid State Device, Mechanical Switch, Potential Free Contact.
- Max input frequency:** a) Slow - 30Hz,
B) Fast - 5kHz
- Temperature :** 0 - 50°C (operating temperature).
- Over all size :** 72mm (H) X 72mm (W) X 125mm (D).
- Panel cutout :** 69mm (H) x 69mm (W).
- Depth Behind Panel :** 115mm.

DIP SWITCH SETTINGS

(The DIP switch is at the side of the instrument)

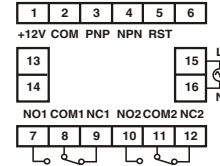
2	3	4	MODE
OFF	ON	OFF	INTERVAL
OFF	OFF	ON	AUTO RESET
ON	ON	OFF	AUTO RESET INTERVAL
ON	OFF	ON	AUTO RESET ON DELAY

1	5	
OFF	ON	NON OVERRUN
ON	OFF	OVERRUN

- * Unit will function Randomly for other than above dip switch settings
- 6. ON - BATTERY CONNECTED TO CIRCUIT
OFF - BATTERY DISCONNECTED
- 7. ON - SLOW SPEED (30 Hz maximum)
OFF - FAST SPEED (5 KHz maximum)

Auto Reset Function and battery are optional features. Their selection (as above) valid only when present.

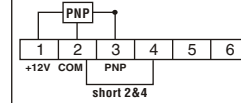
TERMINAL CONNECTIONS



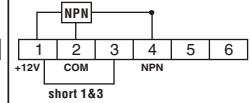
TERMINAL	DESCRIPTION
1	+12V (sensor supply positive)
2	COM (sensor supply return)
3	Count input for PNP sensor
4	Count input for NPN sensor
5	Reset input
7-8-9	NO - COM - NC of relay 1
10-11-12	NO - COM - NC of relay 2
15	Line
16	Neutral

(Sensor color codes:- Red = +12V, Green = CNT, Black = GND; Brown = +12V, Black = CNT, Blue = GND)

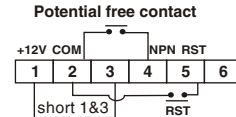
EXTERNAL WIRING FOR PNP SENSOR



EXTERNAL WIRING FOR NPN SENSOR



EXTERNAL WIRING FOR POTENTIAL FREE CONTACT



Selec Controls Pvt. Ltd.

(Specifications are subject to change, since development is a continuous process)

Tel. no.: +91-22-40394200 / 4202,
Fax no.: +91-22-28471733 | Toll free: 1800 227 353
Email: sales@selec.com | Website: www.selec.com