


OPERATING INSTRUCTIONS : OP INST 600ST_OP411-V01

OP410-V01

600ST
Operating Instructions



17.5mm

MECHANICAL SPECIFICATIONS

Mounting : Din rail mounting
Dimension : 17.5 x 90 x 60mm
Protection Level
IP 20 for Terminal

WEIGHT
61gms

CERTIFICATION
CE

SAFETY SUMMARY

All safety related codifications, symbols and instructions that appear in this operating manual or on the equipment must be strictly followed to ensure the safety of the operating personnel as well as the instrument.

If the equipments is not handled in a manner specified by the manufacturer it might impair the protection provided by the equipment.

CAUTION : Read complete instructions prior to installation and operation of the unit.

WIRING GUIDELINES

CAUTION

- To prevent the risk of electric shock power supply to the equipment must be kept OFF while doing the wiring arrangement.
- Wiring shall be done strictly according to the terminal layout. Confirm that all connections are correct.

CAUTION

To ensure the safe operation of unit, check the wiring and connections.

MAINTENANCE

- The equipment should be cleaned regularly to avoid blockage of ventilating parts.
- Clean the equipment with a clean soft cloth. Do not use isopropyl alcohol or any other cleaning agent.

FEATURES

- Single Function Timer

SPECIFICATIONS

INPUT SPECIFICATION
AUXILIARY SUPPLY
240V AC
RATED FREQUENCY
50/60Hz
VA RATING
4VA
RESET TIME
< 100msec
ACCURACY
Setting Accuracy : ± 5% of full scale
Repeat Accuracy : ± 0.5%

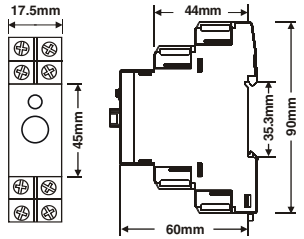
FUNCTIONAL SPECIFICATION
MODE
ON Delay
TIME RANGES : 10 time ranges
0.1-1sec, 0.3-3sec, 1-10sec, 3-30sec,
0.1-1min, 0.3-3min, 1-10min, 3-30min,
0.1-1hrs, 0.3-3hrs

OUTPUT SPECIFICATION
Output Contact : SPDT (1C/O)
Contact Rating : NO/5A, NC/3A @250V AC

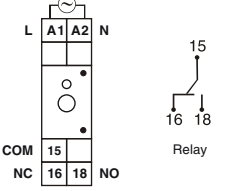
ENVIRONMENTAL SPECIFICATIONS
Temperature : Operating : 0°C to 50°C
Storage : -20°C to 75°C
Humidity : 95% RH

Doc. name : OP INST 600ST OP411-V01(Page 1 of 1) B-B

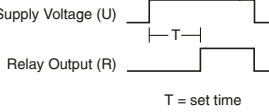
MECHANICAL INSTALLATION



TERMINAL CONNECTIONS



TIMING DIAGRAM



T = set time

LED INDICATION CHART

LED	INDICATION
Green	Relay On
Red	Power On

(Specifications subject to change as development is a continuous process.)

Selec Controls Pvt. Ltd., India
Factory Address :
 EL-27/1, Electronic Zone, TTC Industrial Area,
 MIDC, Mahape, Navi Mumbai - 400 710, INDIA.
 Tel. No. : +91-22-28476443 / 1882
 Fax No. : +91-22-28471733 | Toll free : 1800 227 353
 Website: www.selec.com | Email: sales@selec.com

Doc. name : OP INST 600ST OP411-V01(Page 1 of 1) B-B

OPERATING SIZE : A5 ; PAGE : 1 (B-B)

Prepared By		Checked By		Sales Engg. By		Marking Engg. By		Approval By	
-------------	--	------------	--	----------------	--	------------------	--	-------------	--